

AUTOGPT.NET

11 SECRET WAYS TO EARN MONEY WITH AI CHATGPT AND MIDJOURNEY



Prepare to venture on a voyage where technology intersects with entrepreneurship. Curious about how artificial intelligence, particularly language models like ChatGPT, can unlock a myriad of opportunities? Intrigued by how an AI platform such as Midjourney could unveil a spectrum of financial prospects? Brace yourself for a mind-expanding exploration into the underutilized yet immensely profitable facets of AI. We're about to transform abstract concepts into tangible strategies for success. Together, let's unravel these hidden treasures!

1. Write and publish blog posts

Creating a blog and monetizing it using ChatGPT involves several key steps. Not only can you leverage AI to generate high-quality content, but it can also serve as a vital tool in monetization. Let's dive into the details:

Establish Your Blog:

- Begin by choosing a niche topic you're passionate about. It will help in creating consistent and engaging content.
- Choose a reliable blogging platform like WordPress, Blogger, or Medium.
- Purchase a domain and set up your blog, making sure it's visually appealing and user-friendly.

Set Up ChatGPT

- Get access to ChatGPT, which you can do through OpenAI's API. Follow their setup guide.
- Understand how to communicate with ChatGPT and test it to ensure it's working correctly.

Generate Content Using ChatGPT

- Use prompts to generate blog content. Craft a detailed, specific prompt that guides ChatGPT to produce the type of content you need.
- Review and edit the content generated by ChatGPT. Though it is quite adept at creating natural, human-like text, it's crucial to ensure the content aligns with your blog's tone and standards.

Model: GPT-4



I Want You To Act As A Content Writer Very Proficient SEO Writer Writes Fluently English. 

Please use markdown languages for titles so I can copy them. Write between 1000 and 3000 words 100% Unique, SEO-optimized, Human-Written article in English with at least 15 headings and subheadings that covers the post provided in the URL below. Write The article In Your Own Words Rather Than Copying And Pasting From Other Sources. Consider perplexity and burstiness when creating content, ensuring high levels of both without losing specificity or context. Use fully detailed paragraphs that engage the reader. Write In A Conversational Style As Written By A Human (Use An Informal Tone, Utilize Personal Pronouns, Keep It Simple, Engage The Reader, Use The Active Voice, Keep It Brief, Use Rhetorical Questions, and Incorporate Analogies And Metaphors). End with a conclusion paragraph and 5 unique FAQs After The Conclusion. this is important to Bold the Title and all headings of the article, and use appropriate headings for H tags.

Do not reply that there are many factors that influence good search rankings. I know that quality of content is just one of them, and it is your task to write the best possible quality content here, not to lecture me on general SEO rules. Do not echo my prompt. Do not remind me what I asked you for. Do not apologize. Do not self-reference. Do not use generic filler phrases. Do not use unleash in the article. Do not use the table of contents. Do not make it look like it was written by AI.

Targeted SEO keyword: Diagnose Anxiety Early

Here are some articles:

<https://www.mindbodygreen.com/articles/blood-anxiety-test>

<https://theconversation.com/anxiety-detection-and-treatment-in-early-childhood-can-lower-risk-for-long-term-mental-health-issues-an-expert-panel-now-recommends-screening-starting-at-age-8-192380>

Please answer these questions and also use the questions in the headings:

How can I diagnose myself with anxiety?

Who is best to diagnose anxiety?

What are the 4 coping skills for anxiety?

What can doctors do for anxiety?

If you need some inspiration for ChatGPT prompts you can check our [amazing prompt bundle](#).

Monetize Your Blog

- Implement Affiliate Marketing: Promote products related to your blog's niche. Each sale through your unique affiliate link can earn you a commission.
- Sponsored Posts: As your blog gains popularity, brands might pay you to write about their products or services.
- Display Ads: Sign up for ad networks like Google AdSense. You get paid based on the number of impressions or clicks your blog's ads receive.
- Collect Emails: Building an email database is valuable and long-term. We recommend you set up some lead generation forms on the blog and start collecting emails as soon as possible.

Promote Your Blog

- Use SEO strategies to drive organic traffic to your blog.

- Share your posts on social media platforms.
- Collaborate with other bloggers or influencers in your niche.

Harnessing the power of AI like ChatGPT is transforming the blogging landscape, making it easier for creators to produce high-quality content and monetize it. The steps above provide a blueprint on how to set up a blog, generate AI-created content, and monetize it effectively.

2. Create and sell courses

In the digital era, artificial intelligence is being harnessed in novel ways, with language models like ChatGPT offering a path to creating and selling online courses.

The screenshot displays a Udemy course page for "User Experience Design Fundamentals" by Joe Natoli. The course is priced at €64.99 and has a 4.4-star rating from 14,624 reviews, with over 100,000 students. The course description states it is designed for those who want to create web sites and mobile apps that users love. The "What you'll learn" section lists 10 key takeaways, such as understanding user experience design, research processes, and how to create functional specifications. A "Top companies offer this course to their employees" section lists logos for Nasdaq, VW, box, NetApp, and eventbrite. The right-hand sidebar includes a video preview, a "30-Day Money-Back Guarantee", and a "Try Udemy Business" offer for teams.

The process involves these primary steps:

Choose a Profitable Course Topic

Platforms like Udemy can provide insights into popular and profitable topics. Your course subject should align with your interests, tap into your unique experiences, be in demand, and face manageable competition. For instance, a course on speed

reading in memory and study skills could attract a targeted audience without being overly competitive.

Use ChatGPT to Plan Your Curriculum

Once you have chosen your course topic, you can utilize ChatGPT to generate sub-topics and create a course outline. This involves giving specific prompts to the AI model and it will create an outline that covers various aspects of your course.

Develop Course Content with ChatGPT

The next step involves creating modules for your course. Again, use specific prompts to guide ChatGPT to generate comprehensive, relevant content for each module.

Create a Script for Your Course Presentation

To present your course effectively, you need a script. ChatGPT can help with this too. Just feed it a prompt and it can write a detailed script for your presentation.

Transform Generated Content into Presentations

Using the content generated by ChatGPT, you can create your course presentations with platforms like MS PowerPoint, Google Slides, or Canva.

Produce a Course Video

Adding a voice-over or your own video to the slide content enhances the course experience. Use screen recording tools to capture your screen as you navigate through the slides. OBS screen recorder or Camtasia are options to consider.

You can use AI tools to generate voiceover from the text. You can even create an AI avatar with tools like Synthesia or InVideo.

Create a Landing Page and Social Media Sales Copy

ChatGPT can assist in crafting compelling sales copies for your landing page and social media platforms. This will help attract potential learners and make your course visible.

Devise Related Digital Products

As an additional value-add, ChatGPT can suggest digital product ideas that can be sold alongside your course or offered as free bonuses.

Utilise ChatGPT for Revision of Material

Lastly, use ChatGPT to create flashcards or concise revision materials that can aid your students in reviewing what they've learned.

Tools you might need include:

- ChatGPT for course content generation
- Presentation-creating software (MS Powerpoint, Designs.AI, Google Slides)

- Screen recording software (Bandicam, Camtasia, OBS screen recorder)

By harnessing AI and utilizing a strategic approach, anyone can create and sell online courses, yielding a potentially lucrative passive income source.

3. Build an App, Website, or Service

Becoming a successful businessperson with ChatGPT is both possible and accessible. Looking to create a stylish HTML page? Turn to ChatGPT. Need to incorporate Stripe for effortless transactions? Seek guidance from ChatGPT. Encountering bugs along your journey? Don't worry, ChatGPT can also assist in debugging your code.

For those aiming to construct a product, you won't need to become fluent in coding. ChatGPT can assist in bringing your ideas to fruition by providing comprehensive instructions for using frameworks, toolchains, programming languages, and so forth. Take, for instance, Ihor Stefurak, a Ukrainian entrepreneur who crafted a Chrome extension using ChatGPT's assistance without any prior programming knowledge. Remarkably, he generated \$1000 within a day of launching the extension. Quite impressive, isn't it?

However, it's advisable to subscribe to ChatGPT Plus for accessing the capabilities of ChatGPT 4. This version excels in generating code and promptly detecting and correcting errors. While being a programmer isn't necessary, having a fundamental grasp of logic can help you comprehend the functions of the code. In conclusion, if you aim to earn money using ChatGPT, don't hesitate to create a technology product.

Here is an example of ChatGPT writing an HTML/JavaScript code with a simple calculator.



Create a JavaScript application with an input and a button that converts USD to EUR live rate.



You need an API for converting USD to EUR using the live rate. I will use the Foreign Exchange Rates API (`https://api.exchangeratesapi.io/latest`) in this example, which will allow you to obtain exchange rates based on the European Central Bank. This API is free to use as of my knowledge cutoff in September 2021, but you should check its current status before implementing.



Please note that the actual implementation can be more complex and sophisticated based on your requirements. You may need to handle API errors, loading states, and more.

Here is a simple JavaScript application:

HTML:

```
html Copy code
<!DOCTYPE html>
<html>
  <body>
    <div>
      <input id="usdInput" type="number" placeholder="Enter amount in USD">
      <button onclick="convertToEUR()">Convert to EUR</button>
    </div>
    <p id="result"></p>
  </body>
</html>
```

JavaScript:

```
javascript Copy code
function convertToEUR() {
  const usdInput = document.getElementById('usdInput').value;

  // Make sure there is input
  if (!usdInput) {
    alert('Please input a number!');
    return;
  }

  // Use fetch API to get the exchange rate
  fetch('https://api.exchangeratesapi.io/latest?base=USD')
    .then(response => response.json())
    .then(data => {
      // Get the rate for EUR
      const eurRate = data.rates.EUR;
      const convertedValue = (usdInput * eurRate).toFixed(2);

      // Display the result
    })
}
```

Regenerate response

Send a message...



4. Generate Business Ideas With ChatGPT

The idea of using artificial intelligence to cultivate new startup ideas might seem futuristic, but it's already happening today thanks to ChatGPT. With the right utilization, ChatGPT can be an indispensable tool in your entrepreneurial journey, particularly for generating passive income ideas.

Firstly, you need to understand that ChatGPT is not just an AI that responds to your inputs, but a creative machine capable of proposing unique business concepts. A simple command such as "Generate a new business idea for..." can spark a myriad of innovative suggestions from the AI.

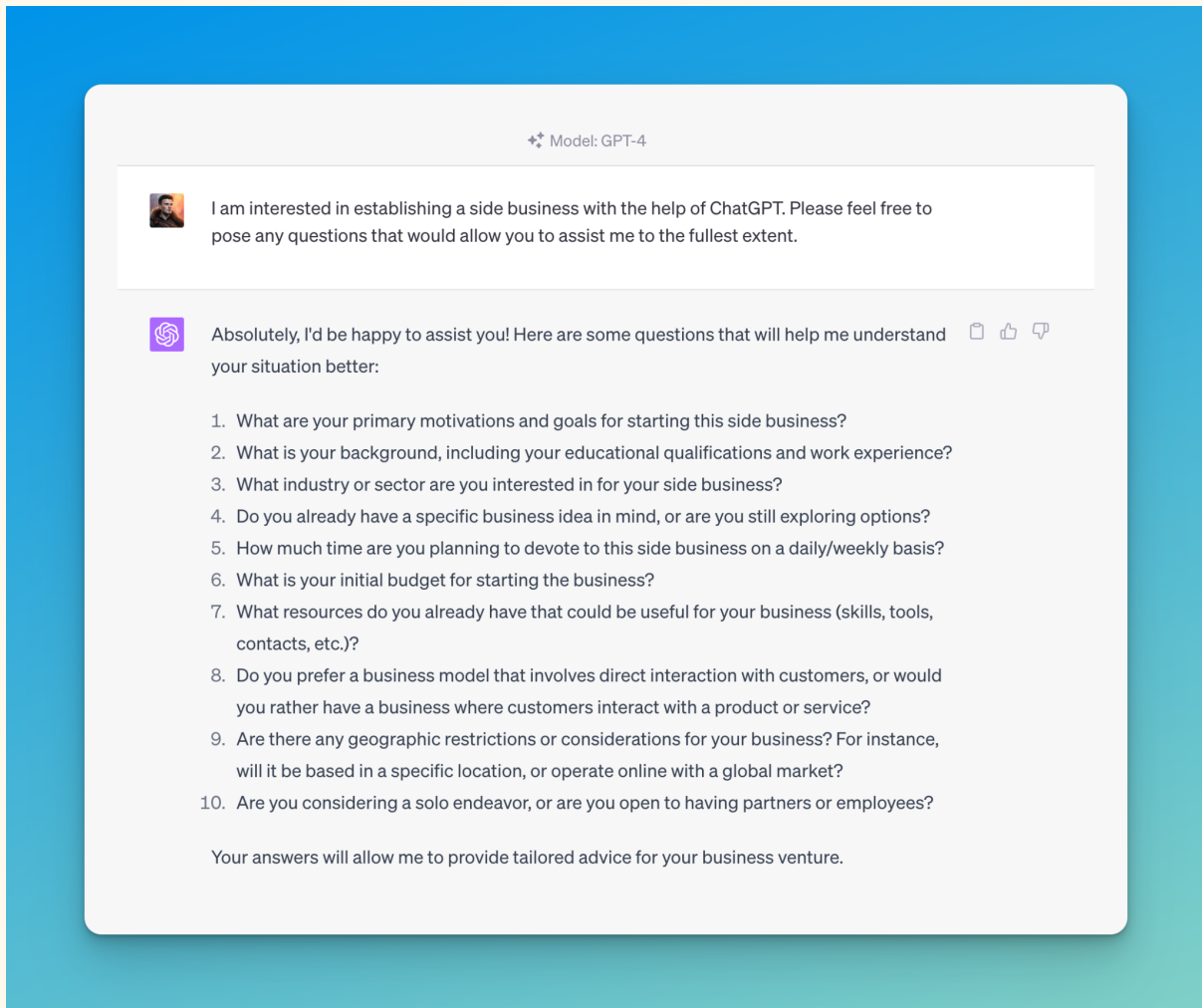
To get the most out of ChatGPT, it's recommended to provide some context about your expertise, interest, and challenges. This helps the AI to craft a personalized response tailored to your abilities and expectations. Once ChatGPT has a sense of your preferences, it can present you with a range of tailored business ideas.

For example, you might be a software engineer looking for a side hustle. When you provide this information, ChatGPT can propose startup ideas ranging from creating a niche app to offering specialized coding services. Furthermore, it doesn't stop there. The AI can assist you in further conceptualizing the business plan, identifying potential hurdles, and providing guidance on initial steps.

The beauty of this approach is that it isn't rigid. You can modify your questions and inputs based on evolving interests or market trends. As a result, you'll have a flexible, virtually infinite source of fresh startup ideas, with each one being as unique and ambitious as your entrepreneurial spirit.

Using ChatGPT for startup ideation is not just a novel concept, but a realistic and efficient strategy for the modern entrepreneur. With the rapid advancement of AI, who knows what other entrepreneurial doors this technology will open in the future. It's an exciting time to be an innovator, and ChatGPT is here to facilitate your journey.

Below is an example of how to start a conversation and ask ChatGPT to ask you initial questions. Then you can answer them and get tailored business ideas.



5. Become a Prompt Engineer

Navigating the world of AI tools on mobile and discovering great alternatives to ChatGPT can be an adventure, filled with interesting twists and turns. Especially for those of you dabbling in AI image generators, things can get a tad bit complex. That's because our clever yet sometimes quirky AI needs the right prompts to function properly.

Now, if you've been browsing online, you might have noticed folks creating a fascinating array of prompts and selling them. Plus, you might have stumbled across people offering courses in crafting AI prompts. These, which might have seemed like fun side hustles at first, are now evolving into full-fledged careers.

So, if you have a deep and nuanced understanding of AI and its applications, you can become a master of prompts and employ ChatGPT to earn a little extra cash on the side. For all you folks out there who need precise and concise prompts to use Midjourney to create stunning AI art, you can be the hero who steps up to the plate. Likewise, if you've been a long-time user of ChatGPT, why not compile the best

prompts you've come across and sell a collection? You can set the price to whatever suits your fancy.

Also, with the added perks of ChatGPT Plus, you can tap into a multitude of cool plugins. One of our favorite picks is "Prompt Perfect", which helps you craft detailed prompts like a pro. This handy plugin can be your assistant in creating and selling prompts with ease.

Remember, though, this might require a good amount of experience in reverse prompt engineering and a solid understanding of how AI ticks. If you've already got that under your belt, then you're all set to get started. If not, don't worry! There's an ocean of resources online. You can even check out some of our linked guides above to help you dip your toes into the world of ChatGPT and start earning some money.

FYI. If you are thinking about becoming a prompt engineer, you should definitely check our [best-selling prompt bundle](#).

Abhilash V.
Experienced Machine Learning Engineer
India

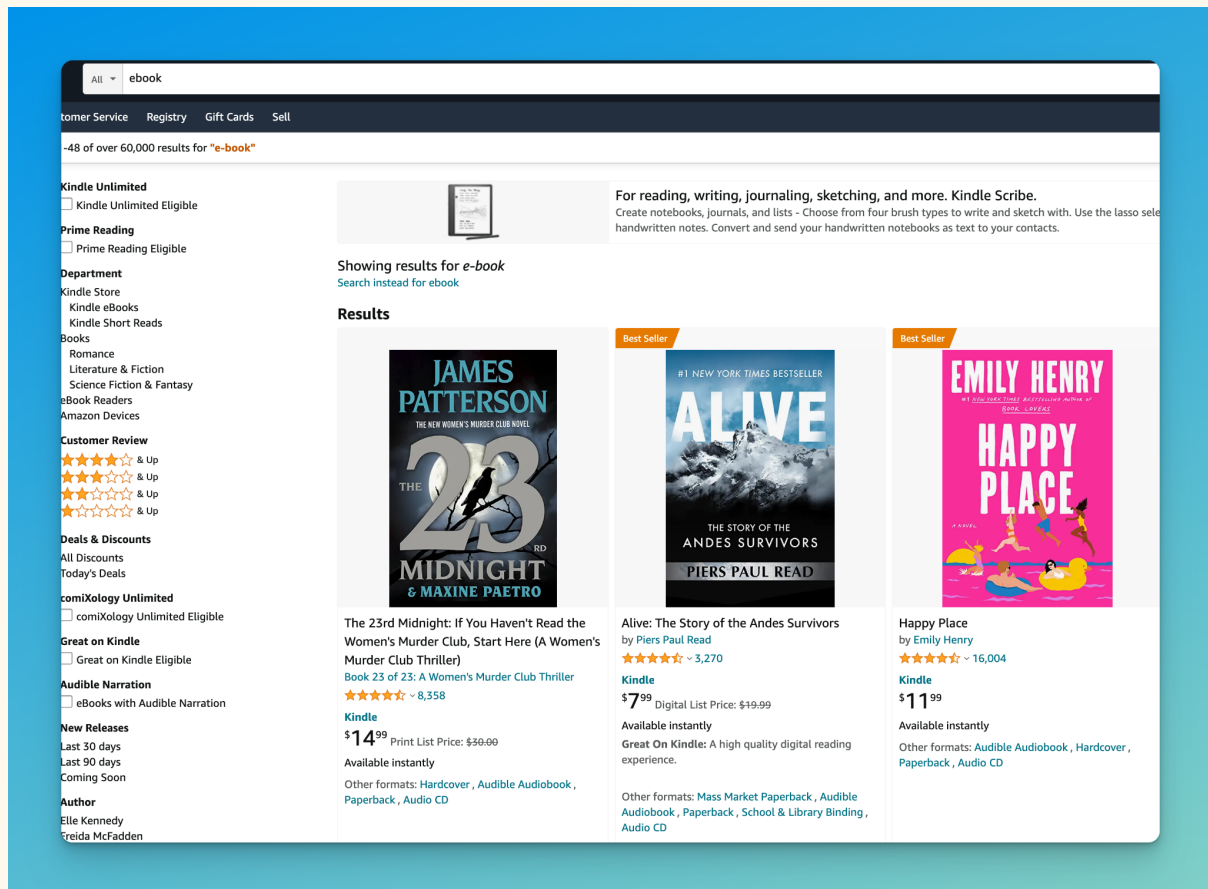
\$60.00/hr \$10K+ earned 95% Job Success TOP RATED

AI Engineer with 6 years of work experience in Computer Vision, NLP and Machine learning problems. My projects include video analytics, OCR, image segmentation, image retrieval, image classification, sound...

Suggested because they worked on 1 job found that matches your search.

Prompt Engineering **Artificial Intelligence** Machine Learning Natural Language Processing Stable Diffusion >

6. Write e-Books and Self-Publish



Did you hear the news? Reuters just reported that e-books written with the help of ChatGPT are making waves on Amazon! Sounds incredible, right?

See, ChatGPT has been a game-changer. It's been sparking new ideas and weaving words together in exciting ways, helping tons of folks to write e-books on a myriad of fascinating subjects. And what's even cooler? They're selling these e-books directly on Amazon through the Kindle Direct Publishing platform. We've even taken a leaf out of their book, and are using ChatGPT to craft some captivating essays.

Now, here's the fun part: Cashing in on ChatGPT!

Whether it's creating a charming children's e-book, inspiring folks with motivational content, or letting your imagination run wild with sci-fi stories, ChatGPT is the magic tool you need. Keep in mind, ChatGPT prefers to chat in shorter responses, so start with an outline and gradually craft your masterpiece paragraph by paragraph in your favorite word processor.

And hey, have you heard of [Bolt](#)? It's an absolute gem! It simplifies the whole process, helping you create, publish, and market your e-books more effectively on

Amazon. So, in a nutshell, self-publishing e-books written by ChatGPT is becoming a seriously cool and legit way to rake in some cash. Sounds interesting? You should definitely give it a whirl!

Find Best Selling Books And Jump On Hot Trends Before Anyone Else

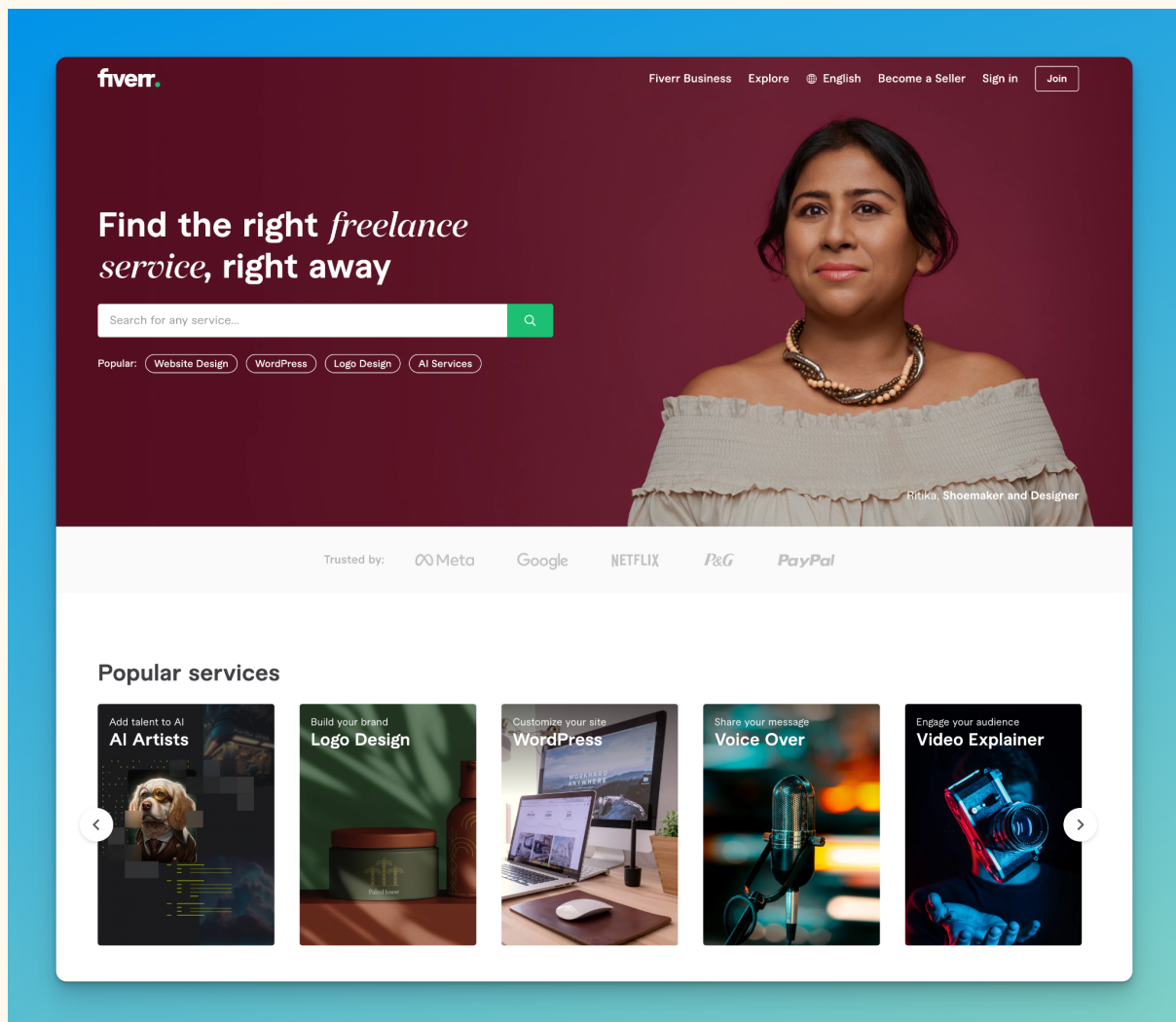
The screenshot displays an Amazon search results page for the query "Crystal Dragon King". The interface includes a search bar at the top, a "Results data" table, and a list of product listings. The "Results data" table has the following columns: Keyword, Total results, Average BSR, Lowest Price, Highest Price, Average Price, and Category. The first listing is for the book "Crystal Dragon King: Royal Dragon Shifters of Morocco #6: A Red Letter Hotel Paranormal Romance" by Anthony P. Taylor. The second listing is for "Lost and Found in Harlem: A Ross Agency Mystery" by David C. Pitt.

Keyword	Total results	Average BSR	Lowest Price	Highest Price	Average Price	Category
Crystal Dragon King	20	1,775,440	\$1.59	\$7.99	\$7.32	General

Crystal Dragon King: Royal Dragon Shifters of Morocco #6: A Red Letter Hotel Paranormal Romance
Anthony P. Taylor
ASIN: B09DQ3C71T | Price: \$15.99 | Reviews: 4.5 (14) | 10/10/2021
ISBN: 1-533-483-2-1 (hard cover)
Publication Date: January 19th 2022

Lost and Found in Harlem: A Ross Agency Mystery
Anthony David C. Pitt
ASIN: B09DQ3C71T | Price: \$15.99 | Reviews: 4.5 (14) | 10/10/2021
ISBN: 1-533-483-2-1 (hard cover)
Publication Date: October 19th 2021

7. Freelance and Create Content



You might want to know that you can totally kickstart your freelancing career in any field you prefer, and earn a little extra by using cool AI tools like ChatGPT! These days, companies are offering some sweet perks to those who utilize AI like ChatGPT to make their content appear more polished and thoroughly researched. Freelancing isn't just about churning out blog posts - you can use ChatGPT for a myriad of tasks like translation, digital marketing, proofreading, and even crafting catchy product descriptions.

Did you know that Fiverr has a brand new category just for AI services? It's there you'll find plenty of gigs in areas such as AI fact-checking, content editing, technical writing, and loads more. So if you're pretty savvy with ChatGPT, why not take the leap and freelance in the field you're passionate about?

Here are some popular platforms where you can apply as a freelancer:

- [upwork.com](https://www.upwork.com)
- [fiverr.com](https://www.fiverr.com)
- [freelancer.com](https://www.freelancer.com)

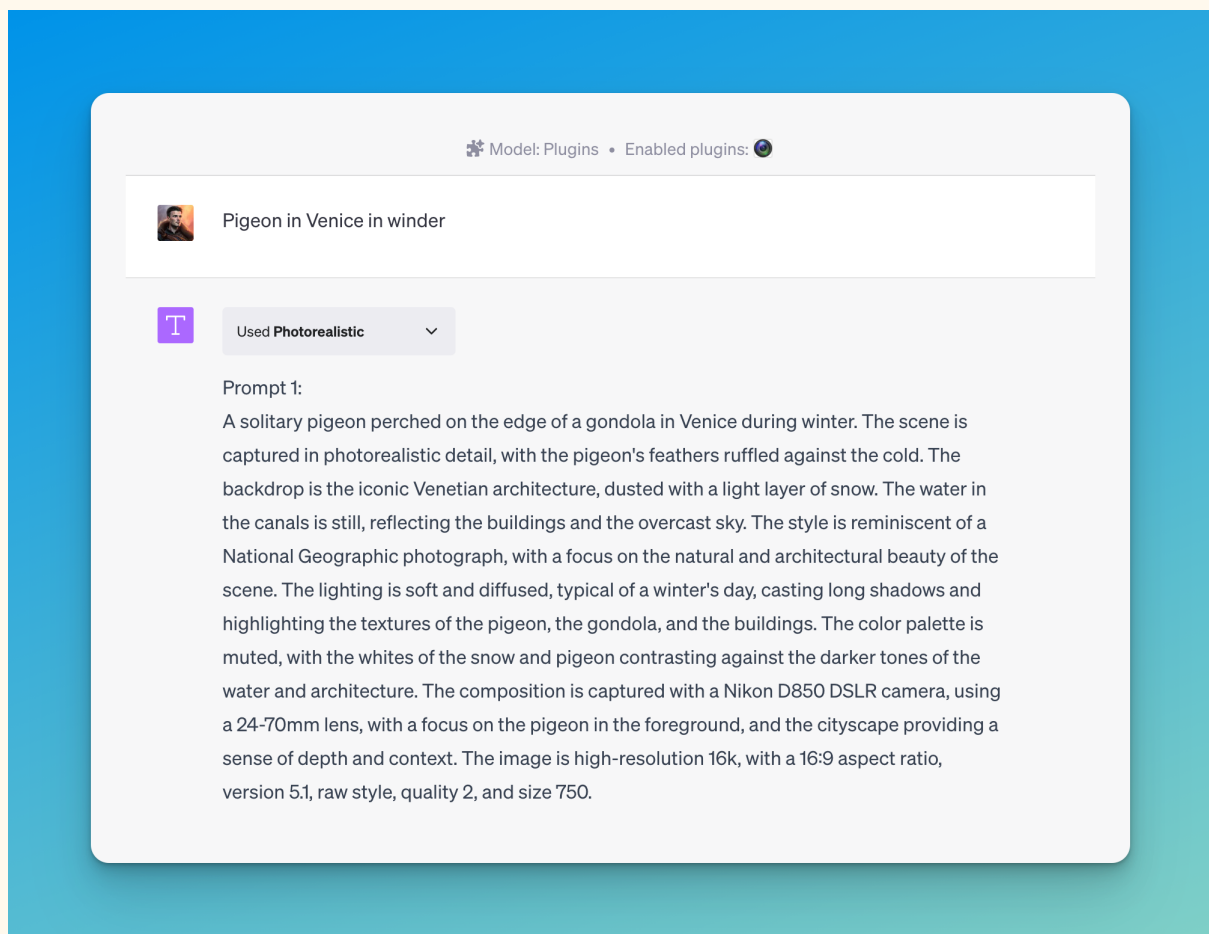
You can also take a couple of hours and snoop around these platforms to see what services people are selling and get inspired.

8. Selling Stock Photos you've generated on Midjourney AI

Step 1: Generate Unique Art

Start with MidJourney, an AI tool that enables you to create intricate, unique designs and artwork. You can customize the outputs based on various themes, color palettes, and styles. Don't worry if you aren't an experienced artist - MidJourney will guide you, ensuring your designs are not only beautiful but also marketplace compliant. The beauty of MidJourney is in its capacity to create unlimited unique AI-generated artwork.

We recommend using the Photorealistic plugin for ChatGPT Plus to create amazing prompts.



Generated image example:



Step 2: Find the Right Stock Image Platforms

Numerous platforms exist where you can sell your AI-generated images, such as Shutterstock, Adobe Stock, or Getty Images. Research to find which platform works best for your needs. Pay close attention to the platform's audience, fees, and royalty rates, as these factors can significantly affect your earnings.

Step 3: Prepare Your Artwork for Upload

Before uploading your work, ensure that the images are in a format accepted by your chosen platform (usually JPEG or PNG). Depending on the platform, there may be restrictions or requirements regarding image resolution, so check these guidelines beforehand. Some platforms may also require metadata, such as titles, descriptions, and tags, to help users find your images.

Step 4: Set Up Your Account and Start Selling

Sign up on your chosen platform and follow the instructions to set up your account. Upload your AI-generated art and input relevant metadata. Your images are usually reviewed before they go live, so make sure to comply with all the platform's guidelines. Once approved, your images will be available for purchase.

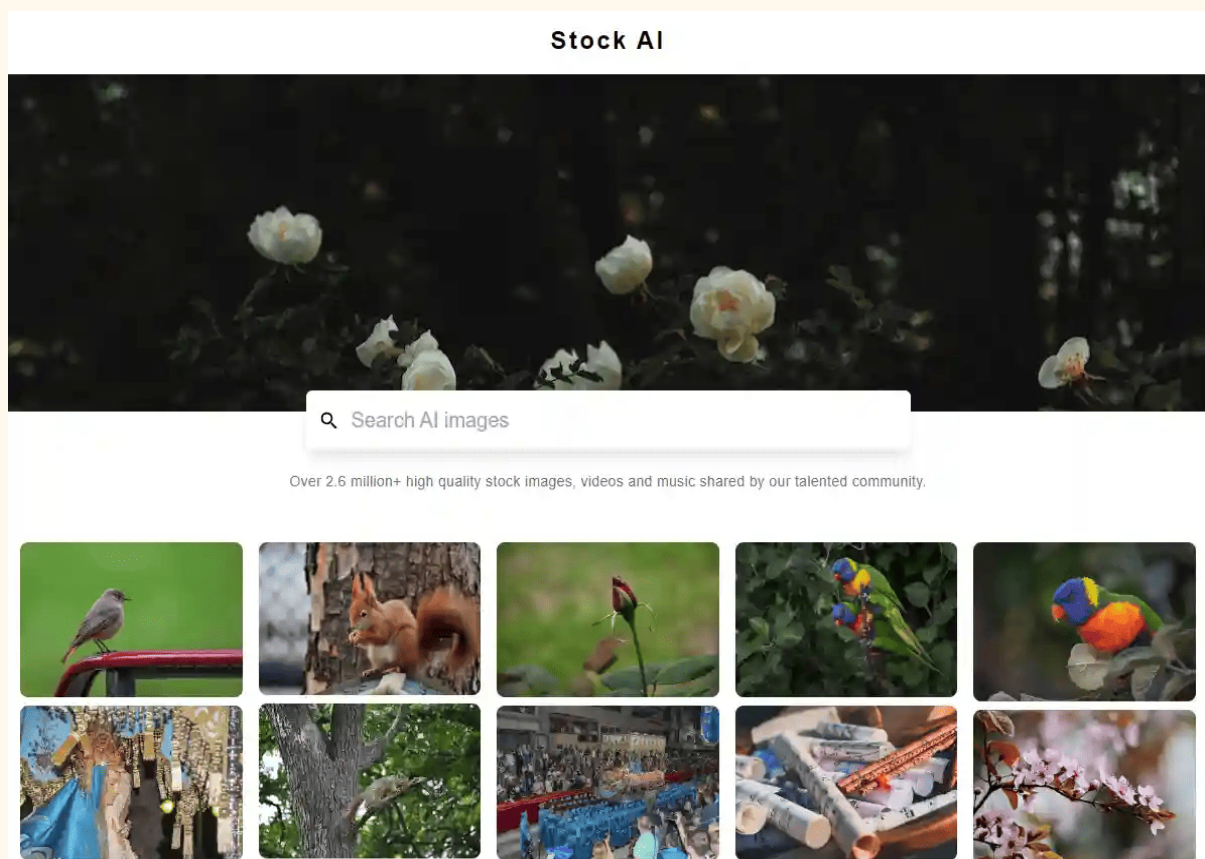
Step 5: Marketing and Promotion

Promoting your art can increase visibility and sales. You could use social media or a personal website, linking back to your stock image portfolio. Providing sneak peeks of new designs or showcasing your top sellers can attract potential customers.

Step 6: Keep Creating and Uploading

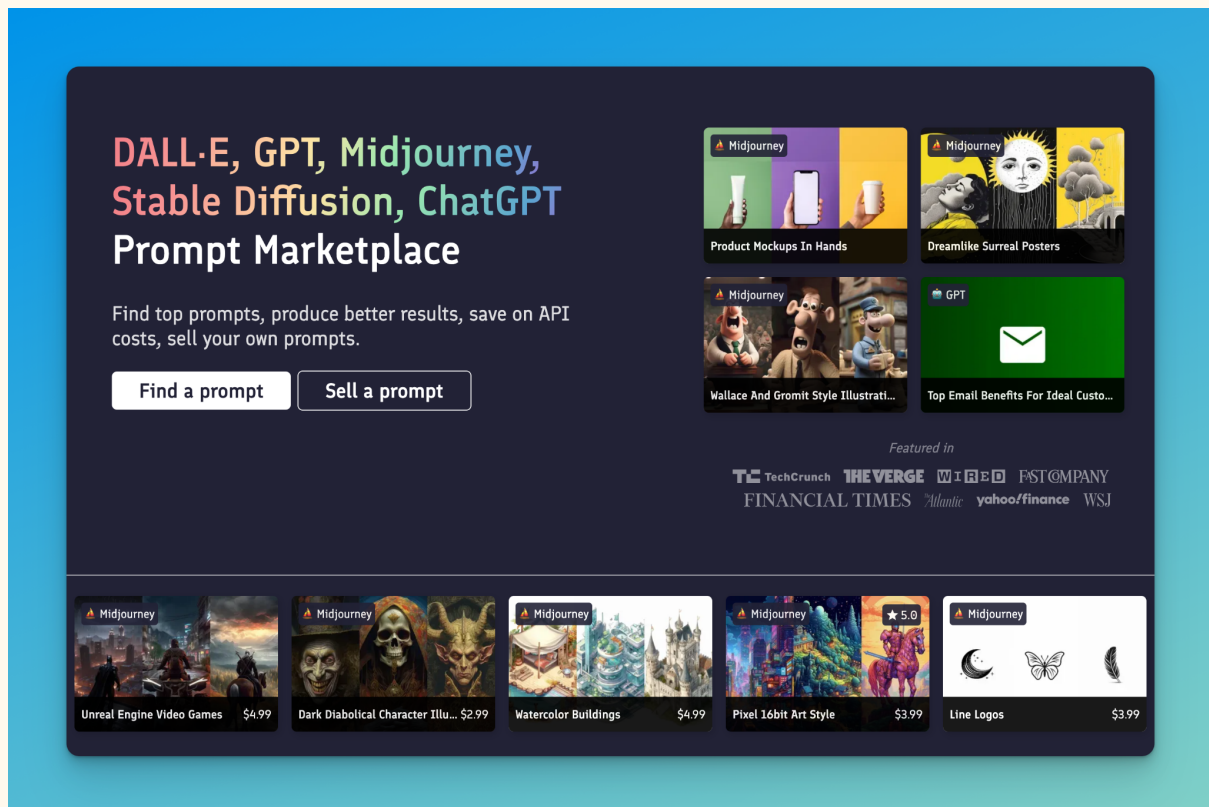
Successful stock image artists often have extensive portfolios. The more quality images you have available, the higher your chances of making sales. So keep creating with MidJourney and uploading regularly.

With perseverance and a bit of strategy, selling AI-generated art on stock image platforms can become a lucrative business. Happy creating!



9. Selling MidJourney Prompts

To boost your income from selling AI-created art, think about marketing the prompts that drive your creations. With an increasing demand for AI prompts, both artists and non-artists are on the lookout for methods to produce striking and lifelike images for both private and business applications.



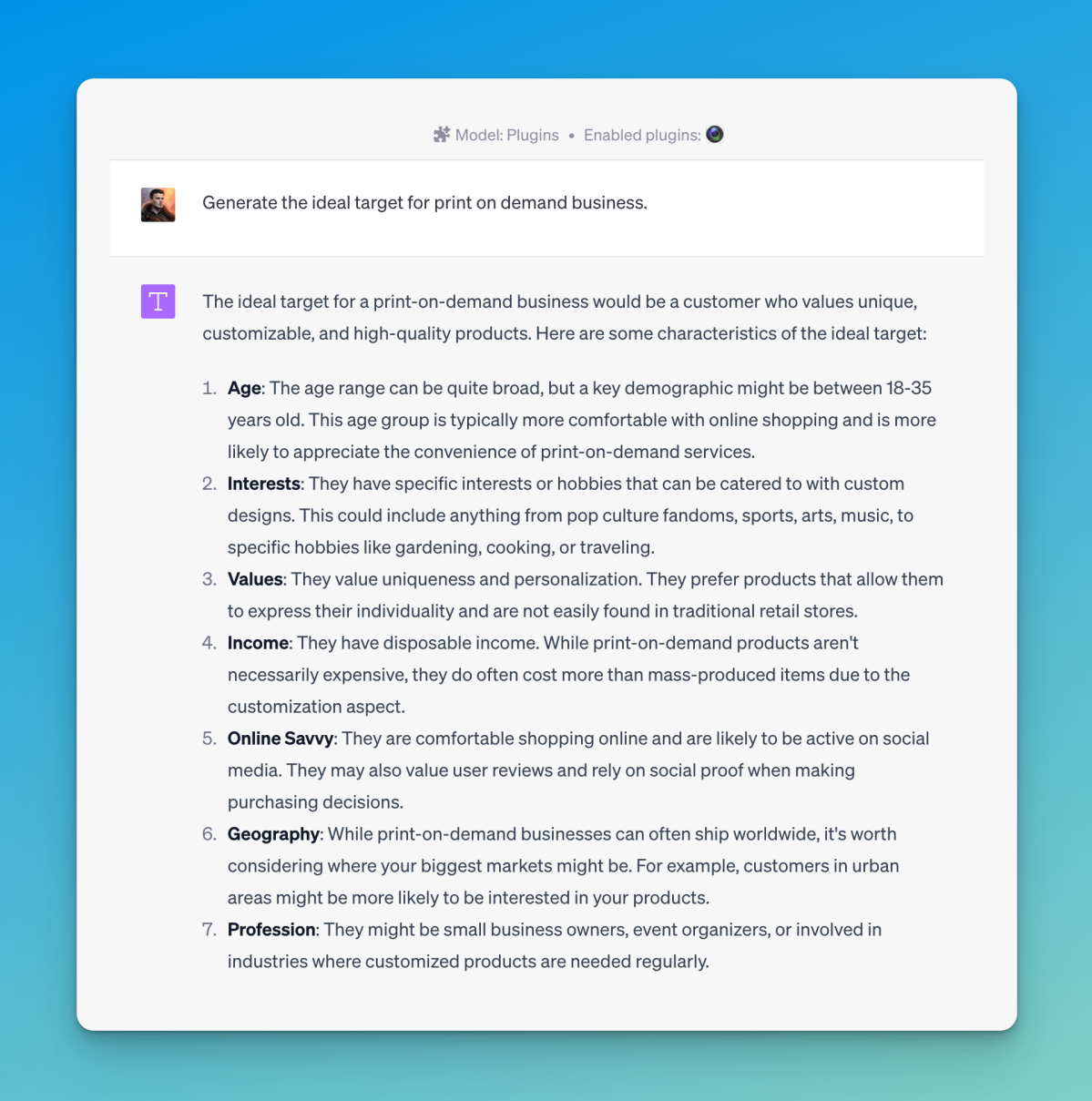
Useful websites to sell MidJourney Prompts:

- promptbase.com
- promptflat.com
- prompthero.com
- arthub.ai
- promptsea.io
- promptattack.com

10. Print on Demand: Selling Customized Products on Your Website or Online Marketplaces such as Amazon & Etsy

Harness the potential of AI through ChatGPT and Midjourney to generate unique, captivating designs. This fusion of art and technology allows you to curate your own product range, fully customized and instantly ready for market!

Use ChatGPT to research the ideal target for your print-on-demand business.



The screenshot shows a ChatGPT chat window with a blue header. At the top, it says "Model: Plugins • Enabled plugins: 🌐". Below that, a user prompt is shown in a white box: "Generate the ideal target for print on demand business." The response starts with a purple "T" icon and says: "The ideal target for a print-on-demand business would be a customer who values unique, customizable, and high-quality products. Here are some characteristics of the ideal target:" followed by a numbered list of seven characteristics.

Model: Plugins • Enabled plugins: 🌐

Generate the ideal target for print on demand business.

T The ideal target for a print-on-demand business would be a customer who values unique, customizable, and high-quality products. Here are some characteristics of the ideal target:

1. **Age:** The age range can be quite broad, but a key demographic might be between 18-35 years old. This age group is typically more comfortable with online shopping and is more likely to appreciate the convenience of print-on-demand services.
2. **Interests:** They have specific interests or hobbies that can be catered to with custom designs. This could include anything from pop culture fandoms, sports, arts, music, to specific hobbies like gardening, cooking, or traveling.
3. **Values:** They value uniqueness and personalization. They prefer products that allow them to express their individuality and are not easily found in traditional retail stores.
4. **Income:** They have disposable income. While print-on-demand products aren't necessarily expensive, they do often cost more than mass-produced items due to the customization aspect.
5. **Online Savvy:** They are comfortable shopping online and are likely to be active on social media. They may also value user reviews and rely on social proof when making purchasing decisions.
6. **Geography:** While print-on-demand businesses can often ship worldwide, it's worth considering where your biggest markets might be. For example, customers in urban areas might be more likely to be interested in your products.
7. **Profession:** They might be small business owners, event organizers, or involved in industries where customized products are needed regularly.

You can then proceed to ask ChatGPT to give you design prompts that include style, colors, environment, and mood. You can customize your request as much as you'd desire. You can even ask for ChatGPT to limit the ideas to one specific category.



Consider the target characteristics and generate a prompt for T-Shirt design.



Used **Photorealistic**



Based on the target characteristics for a print-on-demand T-shirt business, here are two prompts for T-shirt designs:

1. **Prompt 1:** Create a design that captures the spirit of a music festival. The main focus should be a stylized, abstract guitar in vibrant, neon colors against a black background. The guitar should be surrounded by a crowd of people, their hands raised in the air, visible only as silhouettes. The style should be reminiscent of a psychedelic poster from the 1960s, with a modern twist. The design should be highly detailed and photorealistic, with a dynamic lighting effect that makes the neon colors of the guitar seem to glow against the darkness. The composition should be balanced, with the guitar at the center and the crowd evenly distributed around it. The design should be created with a high-resolution 16k, 16:9 aspect ratio, and a raw style for maximum detail.
2. **Prompt 2:** Imagine a design that speaks to the urban explorer. The design should feature a detailed cityscape at sunset, with skyscrapers towering against a sky transitioning from deep orange to twilight blue. In the foreground, a silhouette of a person with a backpack should be looking out over the city from a high vantage point. The style should be a blend of realism and graphic novel art, with sharp lines and high contrast. The lighting should highlight the sunset and cast long shadows for a dramatic effect. The color palette should be warm and cool tones, reflecting the contrast between the city's concrete and the natural beauty of the sunset. The composition should be a wide-angle shot, giving a sense of scale and depth. The design should be rendered in high-resolution 16k, with a 16:9 aspect ratio, and a raw style for maximum detail.

With your design prompts prepared, you can conveniently copy them directly from ChatGPT and paste them onto Midjourney. Here is our example image:



Now that you have your artwork, you can start creating mock-ups of your print-on-demand products and edit them on platforms like Canva.

Fantastic! Your designs and mock-ups are now primed for advertising, ready to generate revenue. Just imagine the considerable time we would have expended on this process without the efficiency of these AI tools.

Here are 5 top-notch websites to consider as potential launch pads for your print-on-demand business:

1. **Printful:** This is a popular choice because of its wide range of products and its seamless integration with most e-commerce platforms, including Shopify, WooCommerce, and Etsy.

2. **Zazzle:** Zazzle is a marketplace that lets you create and customize a wide array of products. Their platform is easy to use and they handle all the production and shipping logistics.

3. **Society6:** This platform is particularly popular with artists and designers. It's an online marketplace where you can upload your artwork and sell it on various products like t-shirts, posters, phone cases, and more.

4. **Redbubble:** Another artist-friendly platform, Redbubble allows you to upload your designs and sell them on a wide variety of products. They handle all the printing, shipping, and customer service.

5. **Teespring:** Teespring lets you design and sell custom apparel and lifestyle products. It's a popular choice for influencers and creators looking to monetize their following by selling branded merchandise.

Remember, each platform has its own fee structures, product options, and audience demographics, so be sure to research each one to find the best fit for your needs.

11. Create social media content



In the ever-evolving digital landscape, content is king. But creating unique, engaging visuals can be time-consuming and challenging. Enter MidJourney, an innovative tool that uses AI to generate photorealistic images. This powerful tool can be a game-changer for your social media content creation, and ultimately, your earnings. Here's a step-by-step guide on how to leverage MidJourney for your social media content:

Understand Your Audience

Before you start creating content, it's crucial to understand your audience. What kind of images do they engage with? What are their interests? Use this information to guide the type of images you'll generate with MidJourney.

Generate Images with MidJourney

Once you're logged in, you'll find a feature called 'Photorealistic'. This is where the magic happens. Click on 'promptGenerator' and enter your desired image details. You can specify the scene, objects, mood, and even the time of day. The AI will then generate a unique, photorealistic image based on your specifications.

Customize Your Images

MidJourney allows you to tweak the generated images further. You can adjust the colors, add filters, or even overlay text. This step allows you to add a personal touch to the AI-generated images, aligning them with your brand's aesthetic.

Incorporate Images into Your Content

Now that you have your unique, high-quality images, it's time to incorporate them into your social media content. Whether you're creating Instagram posts, Facebook ads, or Twitter updates, these images can add a new level of engagement to your content.

Monitor Your Engagement

After posting your content, monitor your engagement levels. Are your followers responding positively to your AI-generated images? Use this feedback to refine your future image requests on MidJourney.

By integrating MidJourney into your content creation process, you can save time, enhance your content quality, and increase your social media engagement. This, in turn, can lead to more brand visibility, higher conversion rates, and ultimately, increased earnings. So why wait? Start your MidJourney today and take your social media content to the next level.

THE #1 MOST ADVANCED CHATGPT PROMPT BUNDLE ON THE PLANET

Over 8,000 proven and tested ChatGPT prompts. The Ultimate ChatGPT add-on for faster work.

Human Written |100% Unique |SEO Optimized Article

Human Written | Plagiarism Free | SEO Optimized
Long-Form Article With Proper Outline [Upgraded
Version]

Midjourney Prompt Generator

Outputs four extremely detailed midjourney prompts
for your keyword.

Fully SEO Optimized Article including FAQ's

100% Unique | Plagiarism Free | SEO Optimized Title,
| Meta Description | Headings with Proper H1-H6
Tags | upto 2000 Words Article with FAQ's, SEO-...

Keyword Strategy

Create a keyword strategy and SEO content plan
from 1 [KEYWORD]

Write Best Smart Article Best to rank no 1 on Google

Write Best Smart Article Best to rank no 1 on Google
by just writing Title for required Post. If you like the
results then please hit like button.

Human-like Rewriter - V1.6

Re-write your ai-generated article with this tool! You
can get up-to 90-100% Human Generated score!

LIMITED 58% DISCOUNT >>>

10 SECRET WAYS TO MAKE MONEY WITH AI

ONLINE COURSE



LIMITED 67% DISCOUNT >>>

[AutoGPT Website](#) | [Twitter](#) | [Facebook](#) | [LinkedIn](#)